




LO: To find and use pictures on the web.





## Online image galleries:

[www.flickr.com/search/advanced](http://www.flickr.com/search/advanced)

<http://openclipart.org>

[http://commons.wikimedia.org/wiki/Main\\_Page](http://commons.wikimedia.org/wiki/Main_Page)

<http://pixabay.com/en>


<http://gallery.nen.gov.uk/index.php>





Remind children that computers store pictures as sequence of numbers.


The internet makes it possible to retrieve pictures stored the same way but on other computers, called web servers, anywhere in the world.





Ask each pupil to write down the names of three different animals. Encourage them to think of fish, birds and insects as well as mammals.

Collect at least one name from each pupil and make a list on the IWB.



# Zoo Word Mat



lion



zebra



panda



tropical fish



gorilla



elephant



rhino



monkey



giraffe



penguin



tree frog




leopard




ostrich



tiger



Discuss the difference between clip art (simple illustrations drawn by a person) and digital photographs.





## Key Questions:

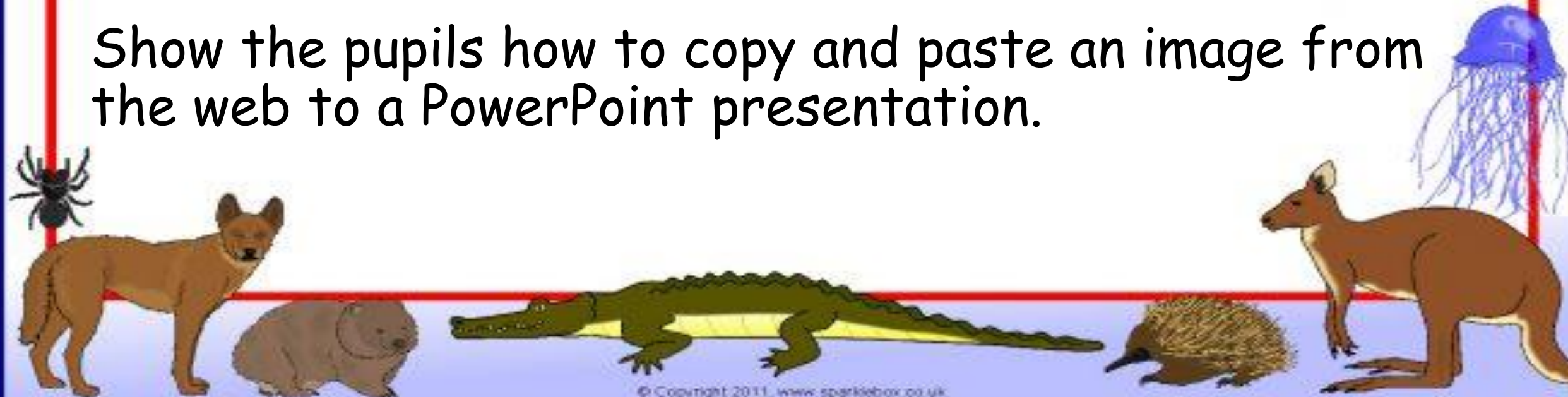
Which do you think would work best for your collection? Why?





Model how the pupils can use the Creative Commons collections to search for images of some of these animals.

Show the pupils how to copy and paste an image from the web to a PowerPoint presentation.





# Your Task

Pupils to search for pictures of the three animals on their lists.

Challenge: Think of animals whose names begin with specific letters or phonemes.

