

How to:

1. Watch the videos.
2. Complete 'halves or quarters sorting' activity. Cut out the shapes and stick in the correct place or draw the shapes in the correct place.

Remember:

Halves are split into 2 equal parts.

Quarters are split into 4 equal parts.

Fractions

Watch the following videos:

1. What are fractions

<https://www.bbc.co.uk/bitesize/topics/z3rbg82/articles/zq2yfrd>

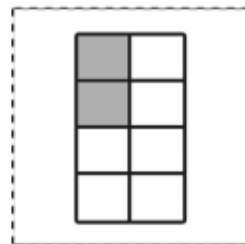
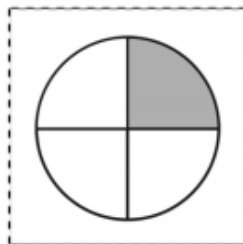
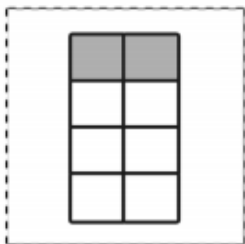
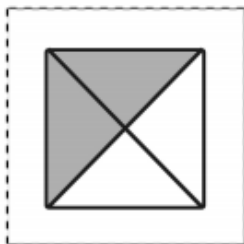
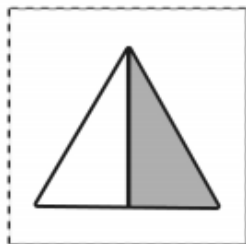
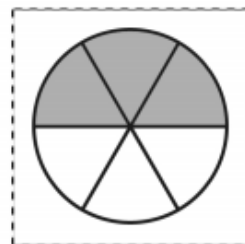
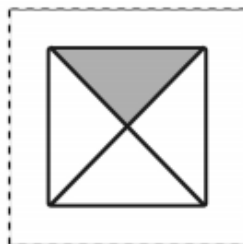
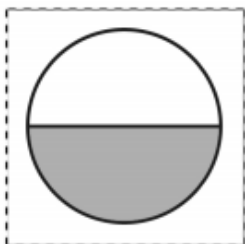
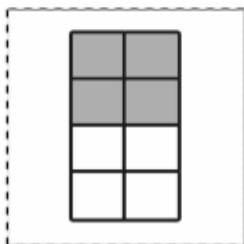
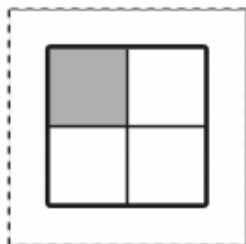
2. How to write fractions

<https://www.bbc.co.uk/bitesize/topics/z3rbg82/articles/zt7nfrd>

Halves or Quarters Sorting

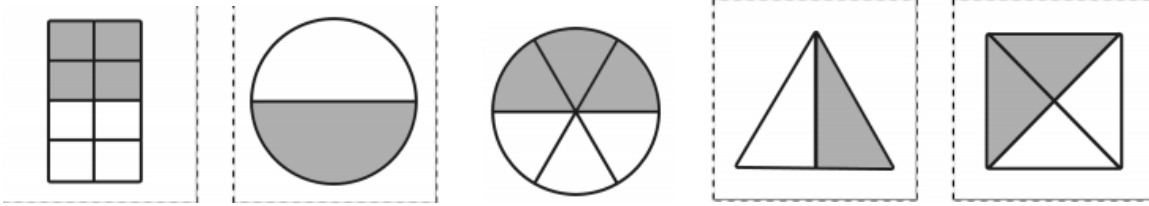
Sort the fractions into halves and quarters.

Halves	Quarters



Answers

Halves



Quarters

