

Science Assessment Year 2: Everyday Materials

1. **Join** the **material** to an **item** that can be made from the material and then to its **properties**.

metal	table	gets hot easily, easy to clean
fabric	t-shirt	transparent and waterproof
plastic	toy bricks	soft and stretchy
wood	window	hard and strong
glass	pan	strong, can be chopped into different shapes

/10

2. Which material would be suitable for a towel?

List two properties to explain why you have chosen this material.

1. _____

2. _____

/3

3. Tick **three** materials that would be **most suitable** for making a **spoon**.

wood plastic glass fabric metal rubber


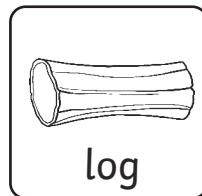
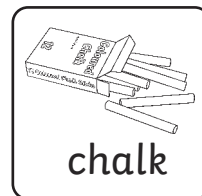


/3

Total for
this page





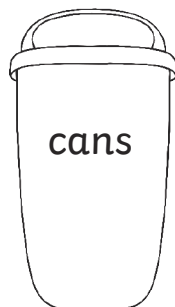
4. Sort these objects into natural and man-made. Draw lines from the objects to the words natural and man-made.

natural

man-made




5. Sort these objects into the correct bins by drawing a line.



6. Tick **three** materials that would be **most suitable** for making a drinking bottle?

plastic glass paper wood metal fabric

7. Circle the **three** items that can be **stretched**:



8. These shoes are made out of leather.



Give two reasons why leather is a good material for making shoes:

1. _____
2. _____